



Academic Year 2024 to 2025

Waterside Primary Academy

Phonics evening



#happychildrenlearn



Caring



Attitude



Respect



Effort



Safety



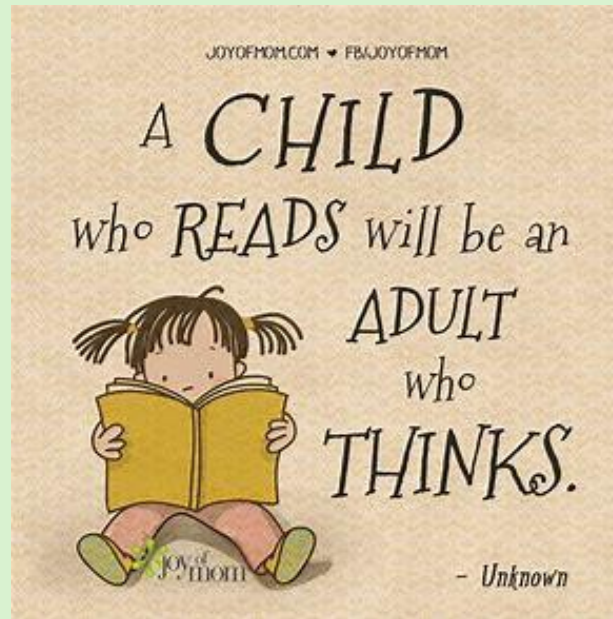
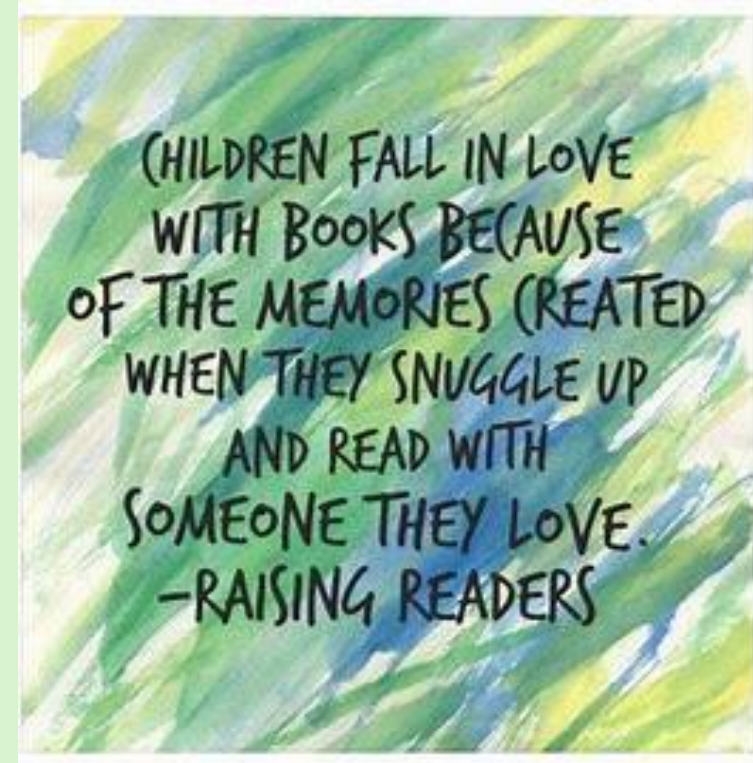
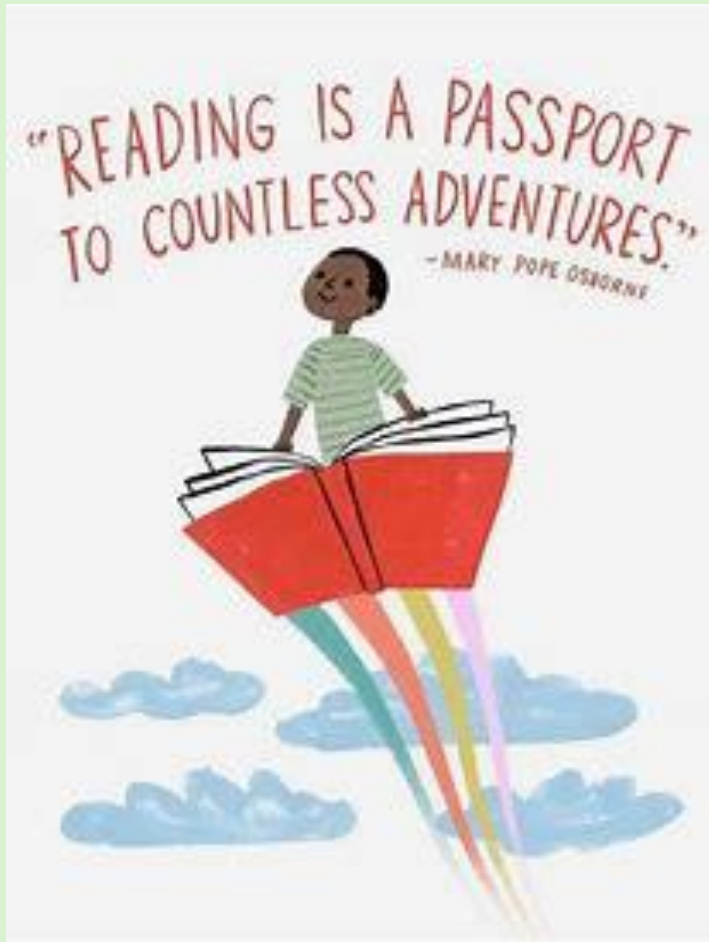
Aims for the session

- *Share an understanding of reading development*
- *Introduce the way we teach phonics, reading and writing in our school*
- *Outline our expectations for reading at home*
- *Suggest strategies to support reading at home*





Life skills





Ruth Miskin



Read Write Inc. created by one of the UK's leading authorities on literacy, Ruth Miskin.



Ruth Miskin Training provide whole-school training in the Phonics programme.

The trainer continues to support us on in-school Development Days.



Understanding
Phonics



Read Write Inc.
Phonics

Understanding Phonics





Language
development



Spanish



24 speech sounds

26 letters to make up
those sounds

29 graphemes

English



44 speech sounds

26 letters to make up those
sounds

150+ graphemes (different
ways to write a sound)





Why Phonics?



A complete literacy programme - systematic and structured.

Meets the demands of the new national curriculum, giving your children the best chance of success in the national tests eg Phonics Screening in the Summer term.

Starting at the beginning...Early Years

- Read storybooks and non-fiction books closely matched to their developing phonic knowledge*
- Read with fluency and expression*
- Learn to spell using known sounds*
- Write confidently by practising what they want to write out loud first*
- Work well with a partner*

Aim at the end of Year 1...

Children are accurate and speedy readers

One-to-one tutoring - no child is left behind.

Storybooks align with the sounds learnt in class.





How to say the
sounds- pure
sounds



Read Write Inc.
Phonics

How to say the sounds





RWI will take place four times a week (five for Reception as they learn set 1 sounds. The fifth session will either be a recap lesson or a spelling lesson (when the children are ready)



The children will be exposed to

- New sound
- Recapping sounds
- Word time- Green words with our new sound
- Speedy reading (words and sounds we have seen before)
 - Alien words
 - Fred/ spelling with Fred fingers
 - Guided reading
- Green/Purple/Pink (Reviewing set 1 sounds and learning set 2 sounds in Speed sound lesson)
- Orange/Yellow/Blue/Grey (Reviewing sets 1 & 2 and learning set 3 sounds in Speed sound lesson)

What does Read
Write Inc look like?





Speed sounds

Set 1

Simple Speed Sounds chart

Consonants: stretchy

f	l	m	n	r	s	v	z	sh	th	ng
										nk

Consonants: bouncy

b	c	d	g	h	j	p	qu	t	w	x	y	ch
k												

Special friends...2 letters that make 1 sound

Vowels: bouncy

a	e	i	o	u	ay	ee	igh	ow
---	---	---	---	---	----	----	-----	----

Vowels: stretchy

Set 2

Vowels: stretchy

oo	oo	ar	or	air	ir	ou	oy
----	----	----	----	-----	----	----	----



"What you can say today...you can write tomorrow"
Ruth Miskin





Learn to blend with
the sounds we know



Assisted blending as soon as the first 5 sounds are learnt!

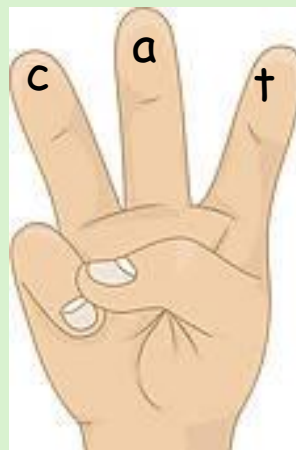
Moving towards independent

Blending (Fred in your head/Dots and dashes)

Fred Fingers for spelling

*Say the word and pinch on the sounds

Eyes for reading,
fingers for spelling!





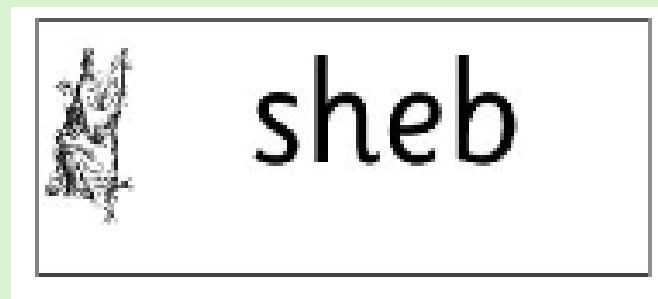
Learn to blend with
the sounds we know



Green words – contain all the sounds we know

- *Fred talk
- *Fred in your head

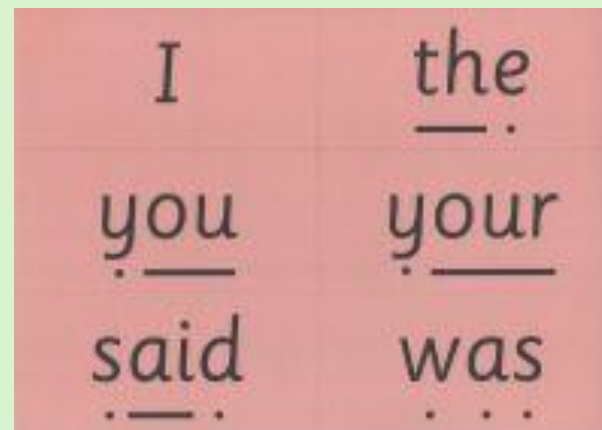
Alien words!



Red words

'If it's red it's hard to Fred'

Grotty grapheme!





Complex code!

ay

Play

Eight

Cake

Straight

train

igh

light

Fly

Kite

Pie





Only when set 1
and 2 are
effortless!



Complex Speed Sounds chart

Consonants: stretchy

f	l	m	n	r	s	v	z	sh	th	ng
ff	ll	mm	nn	rr	ss	ve	zz	ti		nk
ph	le	mb	kn	wr	se		s	ci		
					c					
					ce					

Consonants: bouncy

b	c	d	g	h	j	p	qu	t	w	x	y	ch
bb	k	dd	gg		g	pp		tt	wh			tch
	ck				ge							
	ch											

Vowels

a	e	i	o	u	ay	ee	igh	ow
	ea				a-e	y	i-e	o-e
					ai	ea	ie	oa
						e	i	o

oo	oo	ar	or	air	ir	ou	oy	ire	ear	ure
u-e			oor	are	ur	ow	oi			
ue			ore		er					
ew			aw							
			au							


Splits...where's my
friend, he's on the
end!

Set 3 sounds






Read Write Inc Books





RWI book bag books



Examples of books
are around the edge
of the room



*Praise and
positivity*

Well Done You



Touch to your left shoulder while saying '1', repeat with right shoulder saying '2' then point!

*We all want
the children
to do well,
to enjoy and
to achieve*

Ant Clap



Tap the backs of your thumbs together to make a quiet clap.

Rainbow Clap



Clap your hands and open them to make a rainbow shape.

Shark Clap



Make a shark's fin with your hands above your head and clap.
Will your shark take a dive?





Signals



My turn, your turn

Turn to your partner

Paired work with a partner- lollipop sticks help the children become the teacher

Signals

Hand up- stop what you are doing and look at me



- 1- stand up
- 2- go to your desk
- 3- sit down





Assessment and monitoring

All staff are Read Write Inc trained – differentiated groups across the school

Reading is a daily activity

The importance of 3 reads

- 1-accuracy
- 2-building fluency
- 3-expression, reading like a storyteller

Assessment is carried out by the Mrs Scott the Phonics leader half termly but reading will be monitored to ensure the children are at the right level. Reception children will be assessed once we have taught all of the set 1 initial sounds. The children may change groups regularly or stay in the same group for longer. This sometimes happens and then they suddenly skip a group- try not to worry.





Help your child
to read at home



Reading stories at home

Read favourite stories over and over again. Be enthusiastic about reading and encourage a love of books

Read some stories at a higher level than they can read themselves.

RWI videos will be sent home to support the teaching of sounds

Have fun with Fred Talk!

“What a tidy r-oo-m!”
“Where’s your c-oa-t?”
“Time for b-e-d!”



Practise pronouncing the sounds...

Remember no ‘fuh’ and ‘luh’!





Parents and Carers - Ruth Miskin Literacy



Ruth Miskin
portal



About Us ▾

School Portal

Training ▾

Trusts

English Hubs

SEND

Parents And Carers
International ▾

Parents and Carers

Read Write Inc. Phonics - Learning to read at home

Parent and Carer films

The films below show parents and carers how we teach children to read and write with *Read Write Inc. Phonics*.

If your child is in a school that teaches *Read Write*

Films for Parents and Carers

from RMT MAIN



Reading the Set 3 sounds an...


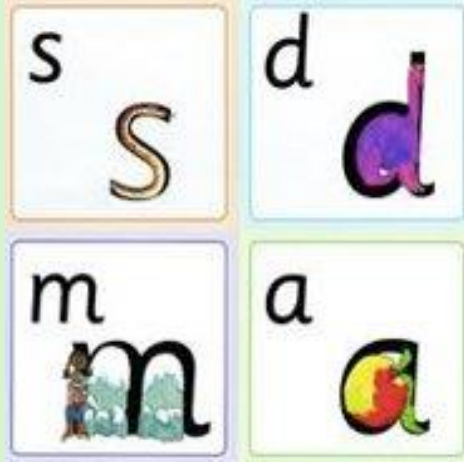
06:01 • 28.6K views



Spelling Set 3 words with yo...



Resources



Supporting our reading scheme

*It is not a race through levels...there are many skills involved!
Children need to be exposed to words several times before they
become fluent and automatic.*

*We aim for the children to be able to read as storytellers with the
appropriate expression and intonation and therefore
understanding.*





You can also.....

Visit the Ruth Miskin parent and carers website for training videos such as

- How to pronounce the sounds
- How to spell
- Reading the stretchy sounds



Parents and Carers - Ruth Miskin Literacy



Ruth Miskin Training parents' page – trainer top tips and book recommendations.



Sign up to the Ruth Miskin Training newsletter on the website homepage.

Our doors are always open to answer questions or concerns you may have.



Digital books

[Free eBook library - practise reading with phonics eBooks - Oxford Owl](#)



Welcome to the eBook Library

Our [free eBook library](#) has been created to help children aged 3–11 to develop their reading skills at home.

All our eBooks are free to use, but you will need to register or sign in at the link below to read your book.

Please note, our eBooks are not optimised for mobile phones and are best viewed on a computer, laptop, or tablet.

[Sign in and browse the eBook library](#)





Thank you!

Any questions?

