

Spelling Shed

Dear Parents/Carers,

What a fantastic start to the term we've had, welcoming your wonderful children back to school and watching them engaging in their learning.

To further support spellings and phonics at home, we have signed up to the Spelling Shed which can be accessed online at home. Your child's individual log in details will be given to them and stuck into the front of their home reading diary. You can log into the Spelling Shed at <https://play/spellingshed.com>

When you log in you will see that there are some assignments set for your child to complete. Your child's class teacher will have set up assignments to reflect your child's ability and linking to the weeks spelling lessons. Spelling Shed will be used in school as a tool to support the teaching of phonics and spellings in class as well as giving you more opportunities to practise spellings together at home.

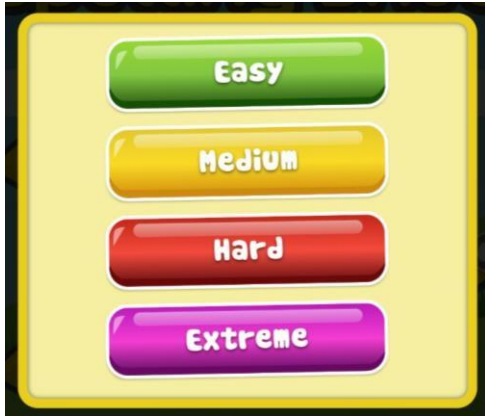
Assignments selected for your child.

More lists will only be accessible once your child has completed the assigned lists.



Assignments are displayed in yellow hexagonal boxes. When you select an assignment, it will give you the option to 'Play' or 'Create Hive'. Click on 'Play' to practise spelling the words within the selected list.

There are four different levels of difficulty which your child can choose from: Easy, Medium, Hard, and Extreme. The higher the level, the fewer elements of support there are within the game. Higher levels allow a higher score to be achieved but children can practise as much as they like on lower levels before trying to gain high scores. The scores achieved give a league position and each class has its own league position within a school league.



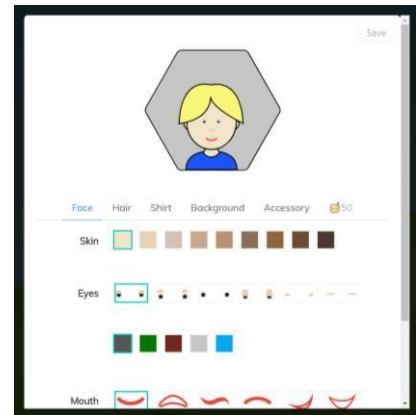
Easy - The word is shown, an audio clip is played and only the included letters are shown.

Medium - An audio clip is played and only the included letters are shown.

Hard - an audio clip is played and the included letters plus some random letters are shown.

Extreme - An audio clip is played and a full qwerty keyboard is shown. Letters must be correctly accented and capitalised.

Once your child has completed a game, they will receive a score and some honey pots. They can use their honey to buy items for their avatar. Simply click on the avatar which is located in the top right-hand corner and customise it using the options below.



We hope that your children enjoy practising their spellings using Spelling Shed. Please remember that there are other ways that they can practise these words alongside Spelling Shed. Below are some top tips for practising spellings.

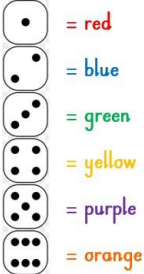









Yours sincerely,

Jacqui Blackmore
Headteacher

Spelling Guide

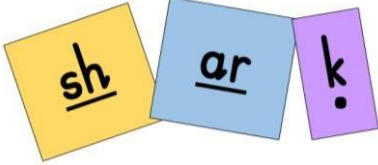
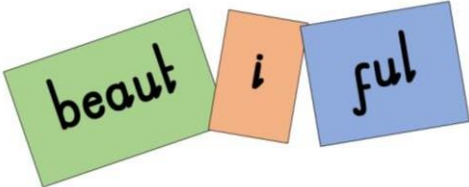





Ways to Practise Spellings

Below are some suggestions of different ways in which your child can practise their spellings other than using a pencil and paper.

<p>Different colours Make a game using a dice and different colours.</p> 	<p>Sand Write words in a tray of sand, rice or sugar.</p> 
<p>Magic Painting On a dry day, take a bucket of water and a brush and paint the words on the wall or pavement. Watch it dry and then start again.</p> 	<p>Chalks Use chalks on a chalkboard, fence panels or on the pavement.</p> 
<p>Paint Use different coloured paints. Try mixing the paint with washing up liquid, spreading it on a table and writing in it with your finger. Alternatively, secure the paint in a ziplock bag and tape to the window for mess-free letter painting.</p> 	<p>Movement Use your arms then just your finger to trace the words in the air, on the floor or on someone else's back. Can they tell you the word you are spelling?</p> 
<p>Playdough Can you use the dough to make the different letters and spell your word?</p> 	<p>Scrabble Tiles Can you find the letters you need with the scrabble tiles and spell the word? How many points did you earn?</p> 
<p>Type Using a computer, tablet or other electronic device, practise typing to spell your word.</p> 	<p>Drawing apps Use a drawing app on the computer or tablet and spell your word. Draw a picture to go with it.</p> 

Spelling Activities

Below are some of the different activities you can do with your child to help them practise spelling words.

<p>Break it into phonemes.</p> 	<p>Missing words. Give the child a work without the vowels and they fill them in.</p> <p>h_l_d_y</p>
<p>Break it into syllables.</p> 	<p>Pyramid Word. On each line, write one more letter until you have written the whole word.</p> <p>p py pyr pyra pyram pyrami pyramid</p>
<p>See words within words.</p> 	<p>Rainbow Write. Write the word once, then trace over in different colours to make a rainbow.</p> 
<p>Draw around the word to reveal its shape.</p> 	<p>Circle the vowels. This same activity could also be used to circle the consonants within a word.</p> 
<p>Trace, copy, replicate.</p> 	<p>Draw an image to go with the word.</p> 