


The Phonics Screening Check – A guide for Parents

What is the phonics screening check?

The phonics screening check is a short, statutory reading assessment designed to give teachers information about how individual children are progressing in phonics. It is designed to confirm whether pupils have learnt phonic decoding to an appropriate standard.

Who takes the check?

Year 1 children are expected to take the phonics screening check during a specified week in June. Some Year 2 children might also be checked if they didn't achieve the expected standard in Year 1 or if they have not taken the check before.



What happens during the phonics screening check?

The check contains 40 words. Each child sits one to one with a teacher and reads each word aloud. The list of words the children read is a combination of 20 real words and 20 pseudo words (nonsense/alien words). The check takes about 10 minutes but each child can complete it at their own pace.

What are pseudo words (nonsense/alien words)?

Pseudo words are words that are phonically decodable but are not actual words with an associated meaning. Children cannot read these words by using their memory so they have to use their decoding skills. All pseudo words in the check are accompanied by a picture of an imaginary creature so that children recognise these as nonsense or 'alien' words.

How are the results reported?

By the end of the Summer Term, schools will report results of the check to parents and will confirm if children have met the standard threshold.

What happens if a child does not meet the standard?





The screening check will identify children who have phonic decoding skills below the level expected for the end of Year 1 and who therefore need extra help and support. Children who do not achieve the expected level will retake the test when they are in Year 2.

How can I support my child at home?

- Enjoy sharing and reading books as much as possible.
- If your child is struggling to read a word, encourage them to 'sound out' and then blend the sounds together from left to right.
- Talk about the meaning of unfamiliar words.
- Ask your child's teacher if you have any questions.



The table below contains videos to support with the phonics screening test. They give the children the opportunity to practice saying the sounds aloud and blending them to make words. They are a range of real and alien words.

Video	QR code
Word challenge 1	
Word challenge 2	
Word challenge 3	
Word challenge 4	
Word challenge 5	
Word challenge 6	

Word challenge 7



Word challenge 8



Word challenge 9



Word challenge 10



Word challenge 11



Word challenge 12



Word challenge 13



Word challenge 14



Word challenge 15



Word challenge 16



Word challenge 17



Word challenge 18



Word challenge 19



Word challenge 20

